



KAESER
COMPRESSORS®



Compressed air for dental technology

Compressors, refrigeration dryers, filters, controllers

Demand-oriented compressed air production, drying and filtration.

All pressures and flow rates available.

www.kaeser.com

Compressed air supply

As a user, what you expect above all from your compressor and compressed air treatment system is a dependable supply of oil-free, dry and hygienic compressed air, 24 hours a day, 7 days a week. No matter whether for a dental laboratory or preclinical university training, reliable compressed air is the most important requirement to ensure satisfied customers and successful studies.

KAESER KOMPRESSOREN provides the perfect technical solutions for your dental compressed air needs with significant advantages:

- Reliable compliance with the requirements and recommendations of dental material manufacturers.
- Effective contribution to the assurance of high quality dental work.
- Long, dependable service life for your technical equipment.

Dental laboratories

A dependable air supply for dental facilities with equipment ranging from simple air nozzles to modern CAD/CAM systems that require large volumes of compressed air is essential to your success – without that, nothing works. KAESER has the ideal custom solution for every compressed air need and work requirement. It is also possible to retrofit an existing compressed air system with a refrigeration dryer and filters – with no loss of compressed air output in the form of purge air. This allows you to adjust the quality of the compressed air to meet actual requirement.

CAD/CAM

Modern CAD/CAM milling and grinding machines require large volumes of oil-free, dry and clean compressed air. For rapid amortisation of investments, the systems should operate around the clock, and, if possible, even at weekends. This imposes heavy demands on the compressed air supply. Needless to say, KAESER compressors and compressed air treatment components are more than up to the challenge.

Universities

At universities, a reliable and dependable compressed air supply enables professors and students alike to focus on research and learning. A central compressor station ensures a cost-effective and dependable compressed air supply. A well-designed station like this can deliver a reliable supply of quality compressed air to hundreds of fully operational treatment chairs, student training chairs and large dental technology laboratories.



Made in Germany

Made in Germany: these words aren't just a slogan, but are a continued commitment from KAESER. At our main plant in Coburg, Germany, we apply state-of-the-art manufacturing standards. For all components such as pressure switches, solenoid valves and air receivers, we select only specialist manufacturers that meet our uncompromising quality standards. Logical, modular designs and clever details enable us to offer an individual, customised and cost-effective solution for every compressed air application. KAESER is dedicated to assuring unrivalled customer satisfaction.

We all need compressed air



Dental laboratories



CAD / CAM



Universities



Image: KCT blue 230-24 T

Image: KCT blue with sound enclosure

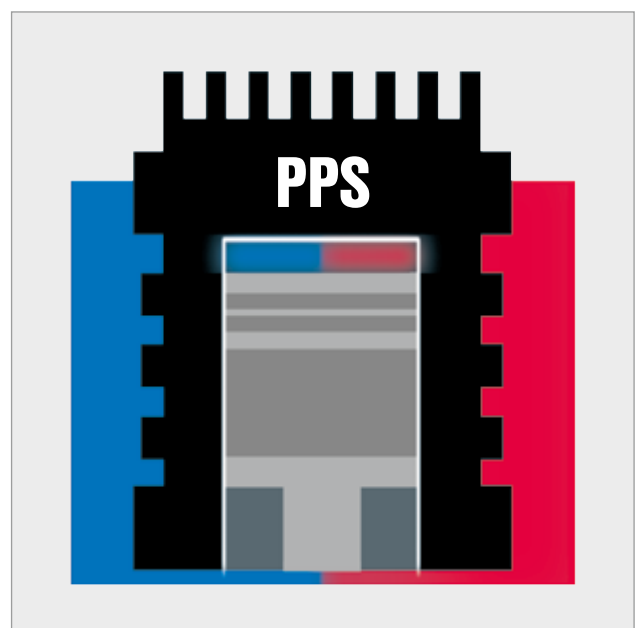


Image: KCT blue 420-90 T

Exceptional performance: Permanent Power System (PPS)

The KAESER “**Permanent Power System**” provides a continuously on-tap supply of quality compressed air.

To regenerate the desiccant in the SECCOMAT dryer, the PPS uses a highly efficient process whereby ambient air is drawn in and warmed via the compressor and then passes through the dryer. Heat exchange takes place in the compressor. The ambient air flowing through the system cools the cylinder, the valve plate, and even the Teflon-insulated piston, and is therefore heated as a result. This has important benefits: this warmed air is ideal for use as regeneration air, since it can carry far more moisture than cool air. This technique is also much faster than conventional regeneration methods, which use diverted compressed air that is cooled as a result of subsequent expansion. The usable power phases of the compressed air system are therefore significantly extended, hence: “Permanent Power.”





KCT blue series

KCT blue series reciprocating compressors

KCT blue series reciprocating compressors combine proven technology and impressive performance with exceptionally compact design. With their numerous advantages – oil-free compression, low-maintenance requirement, durability, reliability and outstanding energy efficiency – they are the ideal choice for dental laboratory compressed air supplies.

Turn to page 22 for technical specifications

The advantages:

- KAESER “Permanent Power System” offers huge gains in performance.
- Model sizes are matched to accommodate the dental laboratory’s compressed air demand.
- SECCOMAT for efficient and dependable compressed air treatment.
- Attractive, user-friendly design.
- Simple installation.
- Outstanding energy efficiency.
- Long service life.



Image: PPS control unit

Another highly beneficial side effect is that the compressors can run continuously if needed. Together with the internal cooling of the compressor components, the entire system cools down during the regeneration phase, which can be seen as an idle state. Although no heat is produced in this phase, the fan keeps running and accelerates the cooling process.

The brain of the “**Permanent Power System**” controls switching operation via a 4/2-way solenoid valve. This allows the cost/benefit balance of full-load/off-load operation to be adapted for every model.



'KCT blue' compressor design

- 1) Inlet filter
- 2) Compressor block
- 3) Aftercooler
- 4) Pre-separator
- 5) Desiccant dryer (SECCOMAT)
- 6) Fine filter (integrated)
- 7) Air receiver
- 8) Pressure switch
- 9) Compressed air outlet

Image: KCT blue 420-65 T



KCT blue series

KCT blue systems in detail



Sound enclosure

A retrofit sound enclosure is available for KCT blue 110-24 T, KCT blue 230-24 T and KCT blue 420-65 T compressor models. The resulting reduction in sound levels makes selection of a suitable installation location far simpler: the nearer a compressor is installed to its point of use, the lower the installation effort and the higher the compressor's efficiency thanks to the shorter air pipelines.

Fully enclosed installation is also possible, as the compressors are virtually maintenance-free. An opening is provided for access to the pressure switch. The compressors are not physically attached to the enclosure and are placed on firm ground. This means that the enclosure remains completely vibration-free. Furthermore, because it is made from steel and features a highly durable powder-coating, the enclosure is exceptionally easy to clean.



KAESER compressor block

KAESER compressor blocks are made from the highest quality materials. Produced in Coburg, Germany, each component is manufactured, inspected and assembled with meticulous care and precision. Together with KAESER's innovative "Permanent Power System", these durable compressors provide outstanding performance and long service life.



Low maintenance and clean

A KAESER compressor with an add-on dryer needs to be handled only once a year to change the filter. There is no need for manual or automatic condensate drains, collection tanks or for connection to a wastewater line.



Image: TAH 10 KRYOSEC




Image: TAH 7 KRYOSEC

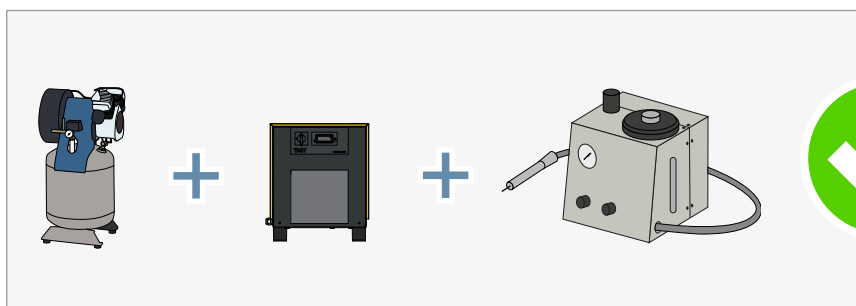
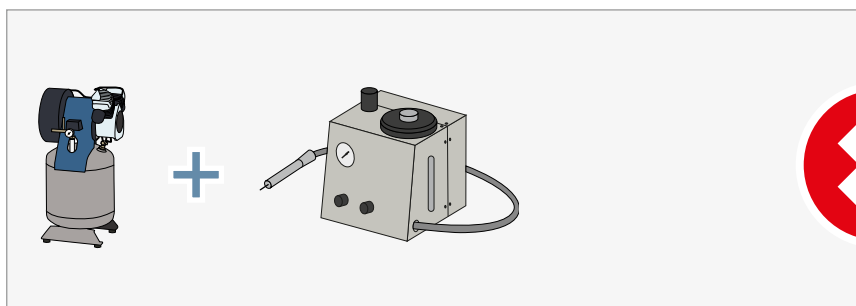


Image: TAH 5 KRYOSEC

Standard-compliant air

Damp compressed air not only impacts high quality dental work, but also leads to the premature need for repair of expensive equipment. This in turn results in downtime and costs.

The achievable pressure dew point of + 3 °C corresponds to Class 4 according to ISO 8573-1: 2010. This class is required by most CAD/CAM manufacturers. The terms of guarantee are also associated with this.





KRYOSEC refrigeration dryers – TAH series

Exceptional reliability in a highly compact package

KRYOSEC refrigeration dryers deliver outstanding 'Made in Germany' quality. They provide dependable drying at ambient temperatures up to + 50 °C. That's 10 °C better than is generally required for compressed air in dental applications. Low pressure loss in the heat exchanger system and a low-maintenance design ensure economical operation. Their small footprint makes TAH series machines an excellent choice for laboratory facilities, where space is often at a premium.

Turn to page 22 for technical specifications

The advantages:

- Easy to swap out if the add-on dryer requires replacement.
- No compressed air consumption required for drying.
- Following dryer installation, compressed air flow remains unchanged or increases.
- The pressure dew point of your existing compressed air supply can be adapted to meet the latest dental technology requirements.
- Material adhesion is not impacted by moisture.
- Dependable moisture protection for instruments and equipment.
- Longer instrument service life.
- Future-proof compressed air quality.

Why is dry compressed air needed for dental applications?

Compressed air is a key energy source and work medium in dental practices and laboratories. Years of experience from dental technicians has shown that quality dental work requires dependably dry compressed air.

Example: Before the framework can be fitted with veneers, it must first be carefully cleaned. If condensed water suddenly shoots out of the air-jet nozzle during this work step, then the work has to be restarted from the beginning – an all-too familiar inconvenience for many dental technicians.

Moreover, operation of dental equipment requires dry air at all times, since the equipment contains numerous compo-

nents whose perfect performance depends, among other aspects, on the quality of the compressed air. If moisture causes failure of a sandblasting unit, it may need to be partially disassembled. This not only results in downtime, but also leads to significant costs.



KRYOSEC refrigeration dryers – TAH series

Efficient in every detail



Special cooling air flow

The cleverly designed cooling air flow in KRYOSEC dryers is a decisive factor for their reliability. Placement of the fan in a separate enclosure immediately adjacent to the refrigerant condenser avoids reduced performance through bypass flows.



Optimal performance adjustment

The hot gas bypass control ensures optimised compressed air cooling and prevents harmful ice formation. Moreover, KRYOSEC dryers can automatically adapt to the influence of ambient pressure.



Dependable condensate drainage

With the ECO-DRAIN electronic condensate drain, condensate is reliably drained away as needed without pressure loss. To protect against condensation and corrosion inside the system, cold surfaces are insulated. A ball valve installed at the condensate inlet enables quick and easy maintenance.




Simple function controls

KRYOSEC dryers feature a dew point trend indicator. The practical colour scale allows the user to check system status at a glance.

Where and why does condensate form?

What leads to moisture load in a compressed air system? This is attributable to the fact that “completely dry” air does not exist in nature. Atmospheric air, whether it's in the tropical rainforest or the desert, always contains a certain amount of water vapour. The ability of the air to carry water vapour depends on the temperature and the available volume. The following instances illustrate the volumes of condensate that may be encountered: for example, 1000 l of air (sufficient to feed a dental turbine for 20 minutes) contains about 23 g of water vapour at a temperature of 25 °C and 100 % relative humidity.

If the temperature decreases to 20 °C, the air can then hold only about 17 grams of water. The remaining 6 grams of water is precipitated as condensate. During a 12 hour work day, a compressor feeds about 0.48 l of water into the compressed air network, assuming compressed air output of 65 l/min (at 25 °C, 60 % relative humidity and atmospheric pressure without a dryer).



Physics at the service of dentistry

For dental laboratory applications, compressed air is needed at a gauge pressure of at least 5.5 bar; 7 bar is not uncommon when using a CAD/CAM system. If an 8 litre volume of air at standard atmospheric pressure is compressed to 7 bar, it then has a volume of just 1 litre. Consequently, the water vapour concentration increases. The increased pressure not only reduces the volume, however. The air is also heated, and the warm compressed air can initially hold the same amount of water. As it cools, however, its ability to hold water is reduced, and condensate forms. If this occurs in the receiver, it will result in higher maintenance requirement. If condensa-

tion forms in the compressed air pipelines, work quality and/or instrument service life will suffer. To eliminate this potential risk, the damp compressed air is channelled through the KRYOSEC dryer and cooled in a high quality heat exchanger system comprising stainless steel plates. The accumulating condensate is efficiently separated at all operating phases via the integrated separator. This is followed by reliable condensate removal without pressure loss via the ECO-DRAIN electronic condensate drain. The compressed air flowing out of the dryer is now dry and in full compliance with applicable standards.

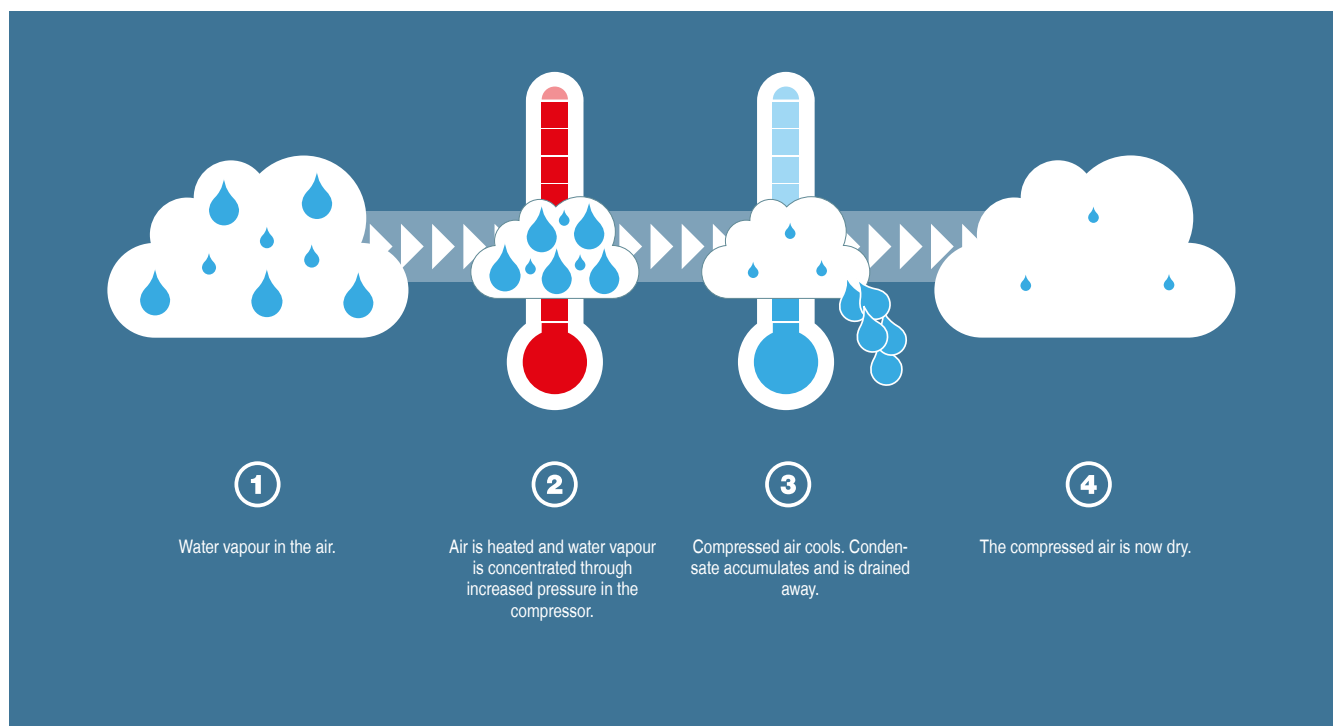




Image: AIRBOX CENTER 1500, i.Comp 9 TOWER T



The all-in-one compressed air station

Combining an energy-saving reciprocating compressor, refrigeration dryer and air receiver, this system is ready for action as a plug-and-play unit.

The complete system delivers outstanding energy efficiency, ease of maintenance, durability and perfectly matched components to ensure years of dependable, cost-effective service.

All that's needed is to connect this compact compressed air system to the power supply and the compressed air distribution network. It's as simple as that - no further installation work is required!



AIRBOX CENTER, i.Comp TOWER T

Efficient production of high quality compressed air

The concept of installing an oil-free compression reciprocating compressor in a soundproof enclosure is nothing new. In its AIRBOX CENTER and i.Comp TOWER T systems however, KAESER has combined this time-tested concept with the latest compressor technology. This results in efficient product solutions for high quality compressed air in large universities or in larger dental laboratories. Up to 20 treatment chairs – or even more, depending on usage patterns – can be supplied simultaneously with compressed air meeting the highest quality standards. AIRBOX CENTER and i.Comp TOWER T systems are efficient all-in-one compressed air solutions that combine a compressor, an air receiver and air treatment components with a refrigeration

dryer and optional filters. Mounted on a 270 l or 2 x 40 l capacity air receiver, they are perfect all-round compressed air stations.

With the i.Comp 8 and 9 space-saving compact stations, KAESER is proud to present a completely new compressed air supply concept. At the heart of the innovative i.Comp family is a new drive concept, which provides a multitude of advantages. These systems deliver the necessary power to cover the required compressed air demand with infinitely variable control.

[Turn to page 23 for technical specifications](#)

The advantages:

- Reliable moisture protection for your work, equipment and instruments.
- The compressor keeps working reliably even when temperatures in your compressor room are high.
- Automatic, strain-relieved condensate line keeps maintenance to a minimum.
- Low pressure loss in the dryer and in filters (if installed). This enables you to run the system at lower pressure and therefore to save costs.
- The high performance refrigerant condenser and quality refrigerant compressor ensure condensate-free compressed air even under the most demanding conditions.
- Exceptional efficiency.



Integrated refrigeration dryer

The integrated refrigeration dryer with energy saving control can dry the compressed air down to a pressure dew point of + 3 °C (at an ambient temperature of 20 °C and 30 % relative humidity). This pressure dew point corresponds to Class 4 as per ISO 8573-1: 2010.

Ensuring even greater reliability, a separate enclosure shields the dryer from compressor exhaust heat. Moreover, the dryer shutdown feature – activated via the compressor controller – is linked to compressor operation and significantly reduces energy consumption when the compressor is at rest.



Image: Central compressed air supply (example)



SIGMA CONTROL 2

The SIGMA CONTROL 2 ensures efficient compressor control and system monitoring. The large display and RFID reader provide effective communication and maximum security. Multiple interfaces offer exceptional flexibility, whilst the SD card slot makes updates quick and easy.

AIRBOX CENTER, i.Comp TOWER T

Compressed air station in detail



Comfortably quiet

With high performance soundproofing, innovative multi-deflected cooling air flow and an acoustically decoupled compressor block, the AIRBOX CENTER and i.Comp TOWER T systems are better than just quiet – they are whisper quiet.

The i.Comp TOWER T features an attractive enclosure made of roto-moulded polyethylene which provides impressive sound insulation, impact resistance and value retention.



100 % duty cycles

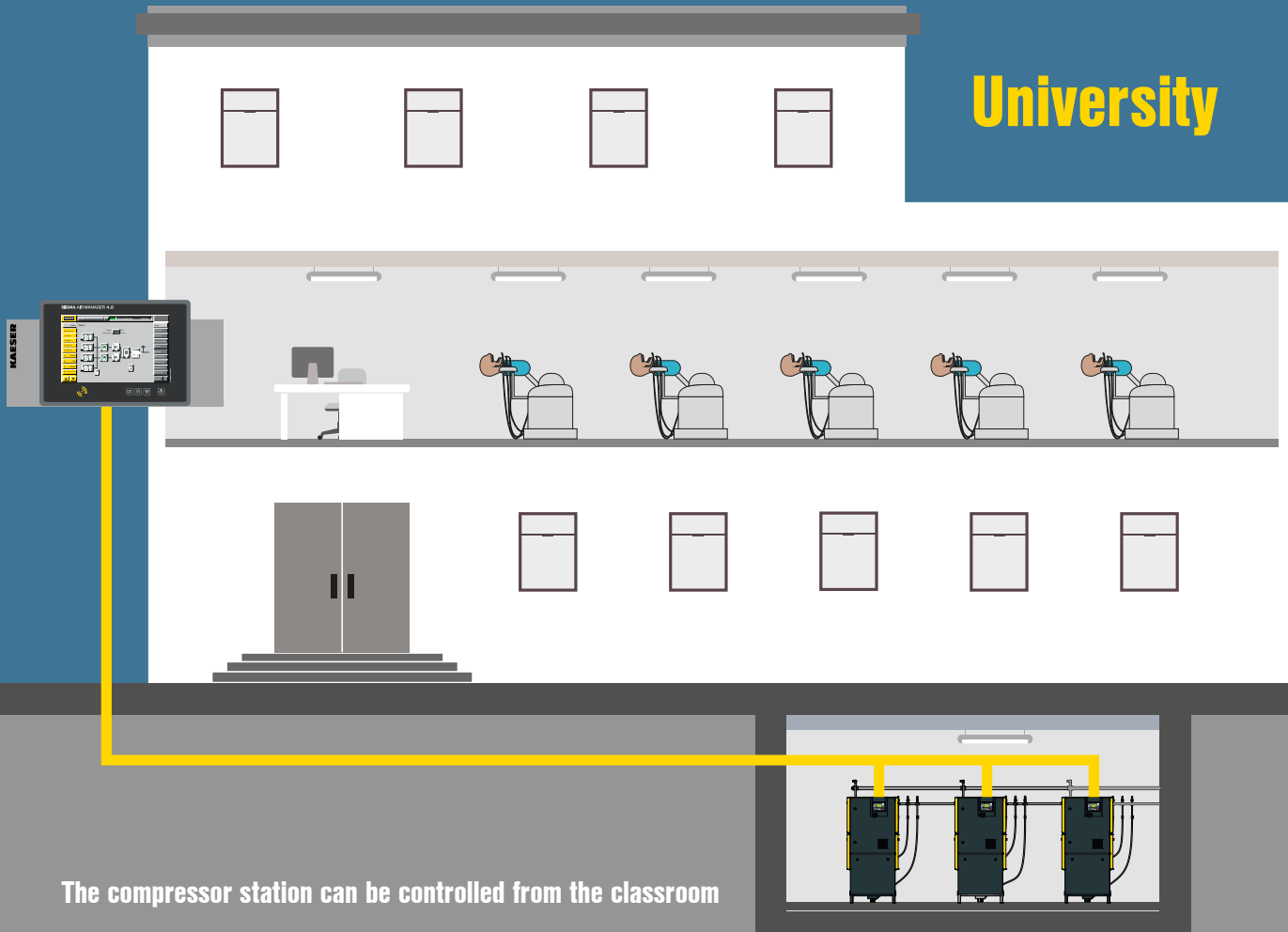
The innovative cooling solution, featuring a powerful fan for both the drive motor and compressor block, together with precisely tailored cooling air flow, the i.Comp TOWER T is capable of 100 % duty cycles at ambient temperatures up to + 45 °C.



AIRBOX CENTER and i.Comp TOWER T with KAESER FILTER

With an air intake filter, oil-free compression and an integrated refrigeration dryer, the AIRBOX CENTER and i.Comp TOWER T are ready to deliver exceptional quality compressed air as soon as they are delivered. For applications requiring maximum compressed air quality, all AIRBOX CENTER and i.Comp TOWER T systems can be equipped with optional mounted filters. This enables efficient compressed air delivery at precisely the required quality. A KE microfilter must be installed for dental laboratory applications, for example.

University



The compressor station can be controlled from the classroom

SIGMA AIR MANAGER 4.0 (SAM 4.0)

Best possible pressure quality, tailored to your specific needs

This is in no small part made possible by KAESER's adaptive 3-D^{advanced} Control, which continuously analyses the relationship between various parameters (such as switching and control differential) and predictively selects the optimum combination from the numerous available options. Not only are starts and stops taken into consideration, but so too are idling and frequency converter losses, together with pressure flexibility. Moreover, the compressed air system's pressure performance value is optimised and average pressure is reduced.

When machines "talk"

The SAM 4.0 supports operation in 30 languages, whilst the easy-to-use 12-inch colour touchscreen shows at a glance whether the station is operating in the "green zone" from an energy management perspective. Data such as operating status, pressure trends, flow rate, performance, maintenance and fault messages – both past and present – can be displayed and analysed with ease.

The SIGMA AIR MANAGER 4.0 is a comprehensive solution that allows you to store and analyse all relevant, energy-related data from your compressed air supply, and then create specific reports for your certification in accordance with DIN EN ISO 50001 – all in the blink of an eye.



Perfectly adapted

Compressed air control technology

Industrie 4.0 is spreading quickly throughout all industrial sectors – and universities are no exception. In addition to providing student dentists with conventional scientific knowledge and hands-on skills, professors also impart the latest insights from their own research activities, as well as those from institutions and experts from around the world. This includes information relating to innovative materials and techniques used in dentistry.

This is a compelling reason for universities to keep their own equipment up to date. Only those who use cutting-edge technology themselves are true trailblazers. This not only means proper disposal of waste from a dental

practice, but also a determined approach to energy conservation. Optimisation of the compressed air supply in a clinic is a key aspect in this regard. Perfect interplay between multiple larger compressors – KAESER i.Comp Tower – and the SAM 4.0 master controller not only provides a dependable compressed air supply for teaching programmes, but also ensures exceptional energy efficiency to help safeguard the environment.

Up to 16 fully independent compressed air stations can be controlled simultaneously by the SAM 4.0, which groups the individual compressors as one large station.

Your advantages

- A compressed air supply to meet your needs at all times.
- Minimal energy consumption and energy costs.
- SAM 4.0 can be programmed for the timetable of a university clinic.
- SAM 4.0 can be used as a remote control system.
- Balancing of operating hours of the individual compressors.
- Each individual compressor can be shut down for maintenance.
- The compressed air system can be expanded as needed.



SIGMA NETWORK

The SAM 4.0 offers even greater benefits when users also take advantage of KAESER's SIGMA NETWORK. Based on proven Ethernet technology, the powerful

SIGMA NETWORK is a closed and secure network specially developed to support optimal monitoring and coordinated control of compressed air stations.

Remote diagnostics and predictive maintenance

Other powerful features that set SAM 4.0 apart are remote diagnostics and predictive maintenance tailored to operational needs. Maintenance and error messages are immediately sent via email to a pre-selected personal address. With remote diagnostics, users can benefit from such services as preventive and on-demand maintenance, which increase compressed air availability and reliability and help keep life-cycle costs to an absolute minimum.

Image: AIRCENTER 8



Adapting the dental laboratory compressed air supply to CAD/CAM

To be able to mill crowns and bridges themselves, dental laboratories require a CAD/CAM system. Successful integration of such a system into a laboratory necessitates review and adaptation of the compressed air supply. It generally means an increase in compressed air demand and in the required pressure in the connection line.

Minimum pressures of 7 bar and above are no longer a rarity, particularly for ensuring the secure attachment of cutting tools. Perfect tool changes, cleaning of the work area with compressed air and proper cooling of workpieces are all essential for achieving optimal results.



CAD/CAM

Dependable continuous operation with the AIRCENTER

Ideally, a CAD/CAM system in a laboratory should be in use around the clock, including weekends. In such cases, the best solution for the compressed air supply is provided by an AIRCENTER – a rotary screw compressor that is specifically designed for continuous operation and heavy workloads. Requiring minimal space, these units save on planning and installation costs and also deliver a reliable and cost-effective supply of quality compressed air. At the heart of the KAESER AIRCENTER is a rotary screw compressor from KAESER's SX, SM or SK series. SX 3 to SK 25 models provide compressed air delivery volumes

ranging from 340 to 2500 l/min at 7.5 bar. A thermally shielded refrigeration dryer and an integrated filter ensure a dependable supply of dry, clean and oil-free compressed air. The compressed air is stored in either a 200 l, 270 l or 350 l air receiver. The compressor, dryer and air receiver are integrated within a single housing.

[Turn to page 23 for technical specifications](#)

The advantages:

- With an AIRCENTER compressed air supply, your CAD/CAM system can operate 24 hours a day, 7 days a week.
- The compressor operates according to your schedule, as the control unit includes a timer function.
- The generously dimensioned air receiver ensures that sufficient compressed air is always available – even when compressed air demand is heavy.
- An appropriately configured AIRCENTER compressor can supply compressed air to all other equipment in a dental laboratory.
- Placement of the compressor directly in the laboratory can save on installation costs.
- There's no need to worry about condensate build-up, as it is automatically drained away.

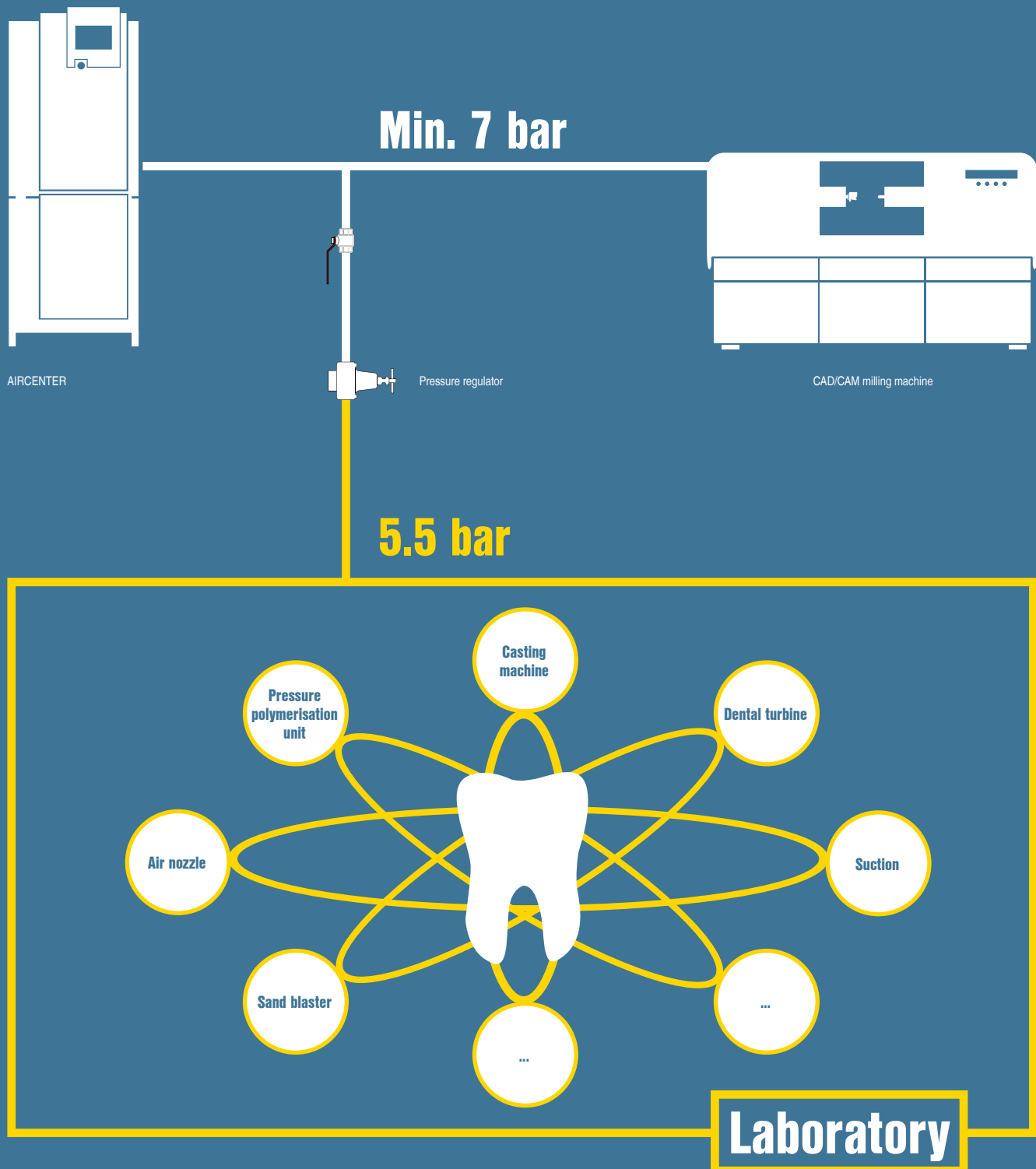


If the existing compressed air supply delivers a sufficient volume at the required pressure, the quality of the compressed air can be enhanced as needed by retrofitting a refrigeration dryer and filter. But if the current compressor falls short of those basic requirements, it's time to consider a replacement. Identifying the right solution for your specific needs will require an individual planning and decision making process. KAESER will be glad to assist you.

Correct installation

In most cases, the CAD/CAM system requires a minimum pressure of 7 bar. For all other equipment in a dental laboratory, 5.5 bar is generally sufficient. To minimise leakage

losses in the main compressed air pipeline, it is advisable to reduce pressure using a pressure regulator as shown in the schematic diagram below.





CAD/CAM

Various compressed air options



AIRCENTER

The all-in-one compressed air station for dental laboratories of any size. Furthermore, the milling centre, with its heavy demand for compressed air, should have a constant workload, preferably around the clock, including weekends.

These conditions leave no room for extended compressor downtime, for example for cooling and regeneration of the compressed air dryer.

Since the AIRCENTER is based on a modular design, each individual component is also available as a separate stand-alone product. If an AIRCENTER cannot be installed due to transport difficulties or site restrictions, an equivalent compressed air station comprising these individual components can be installed on-site instead.



KCT blue

An all-in-one compressed air station for a small dental laboratory with CAD/CAM.

i.Comp Tower

A complete compressed air station for larger dental laboratories with CAD/CAM.



Technical specifications

KCT blue... with add-on dryer

Model		KCT blue					
		110-24 T	230-24 T	230-65 T	420-65 T	401-65 T	420-90 T
Min. / max. gauge pressure	bar	5.5 / 7	5.5 / 7	7.5 / 9	5.5 / 7	7.5 / 9	5.5 / 7
Permanent Power System	PPS	Integrated					
Max. duty cycle	%	Continuous operation possible					
Max. flow rate at 5 bar:	l/min	65	158	Upon request	262	Upon request	524
Max. flow rate at 7 bar:	l/min	Upon request	Upon request	144	Upon request	Upon request	Upon request
Flow rate, continuous operation at 5 bar	l/min	52	135	Upon request	225	Upon request	472
Flow rate, continuous operation at 7 bar	l/min	Upon request	Upon request	115	Upon request	Upon request	Upon request
Pressure dew point ^{*)}	°C	Reduction Δ 10 °C					
Number of cylinders		1	2	2	2	2	2 x 2
Receiver volume	l	24	24	65	65	65	90
Motor power 230/1/50	kW	0.75	1.5	1.5	2.2	2.2	–
Motor power 400/3/50	kW	–	1.4 (2.2) ^{*)}	1.4 (2.2) ^{*)}	2.2	2.2	2.2 x 2
Motor power 115/1/60	kW	0.75	–	–	–	–	–
Motor power 208-230/1/60	kW	0.75	1.5	1.5	2.2	2.2	2.2 x 2
Dimensions (W x D x H)	mm	490 x 430 x 740	500 x 500 x 730	500 x 500 x 950	510 x 510 x 960	Upon request	1200 x 540 x 840
Mass	kg	51	73	89	95	Upon request	141
Sound level	dB(A)	64	69	70	69	Upon request	71
Permissible ambient temperature	°C	5 - 35	5 - 35	5 - 35	5 - 35	Upon request	5 - 35
Soundproof enclosure installation set							
Dimensions (W x D x H)	mm	740 x 660 x 790	740 x 660 x 790	790 x 700 x 1040	790 x 700 x 1040	Upon request	–
Mass	kg	40	40	55	55	Upon request	–
Sound pressure level	dB(A)	52	60	Upon request	60	Upon request	–

KCT blue... with external dryer

Model		KCT blue				KRYOSEC		
		110-24	230-24	420-65	420-90	TAH 5	TAH 7	TAH 10
Min. / max. gauge pressure	Max.	5.5 / 7	5.5 / 7	5.5 / 7	5.5 / 7	3 / 16	3 / 16	3 / 16
Max. duty cycle	%	70	70	70	70	100	100	100
Max. flow rate at 5 bar:	l/min	65	158	262	524	350	600	800
Flow rate, continuous operation at 5 bar	l/min	–	–	–	–	350	600	800
Pressure dew point ^{*)}	°C	–	–	–	–	3	3	3
Number of cylinders		1	2	2	2 x 2	–	–	–
Receiver volume	l	24	24	65	90	–	–	–
Motor power 230/1/50	kW	0.75	1.5	2.2	2 x 2.2	0.12	0.16	0.19
Motor power 400/3/50	kW	–	1.4 (2.2) ^{*)}	2.2	2 x 2.2	–	–	–
Motor power 115/1/60	kW	0.75	–	–	–	Upon request	Upon request	Upon request
Motor power 208-230/1/60	kW	0.75	1.5	2.2	2 x 2.2	Upon request	Upon request	Upon request
Dimensions (W x D x H)	mm	430 x 430 x 750	500 x 500 x 730	510 x 510 x 960	1200 x 540 x 840	386 x 473 x 440	386 x 473 x 440	386 x 473 x 440
Mass	kg	47	69	82	125	24	24	26
Sound level	dB(A)	64	69	69	71	Upon request	Upon request	Upon request
Permissible ambient temperature	°C	5 - 35	5 - 35	5 - 35	5 - 35	5 - 50	5 - 50	5 - 50

AIRBOX CENTER / i.Comp TOWER T

Model		i.Comp TOWER T		AIRBOX CENTER			
		8	9	1000-2	1200-2	1500	1800
Max. gauge pressure	bar	11	11	10	10	7	7
Max. duty cycle	%	Continuous operation possible					
Speed control range	rpm	1000-2100		–	–	–	–
Flow rate at 5 bar	l/min	425	≈ 590	720	875	950	1030
Flow rate at 6 bar	l/min	410	570	–	–	–	–
Flow rate at 11 bar	l/min	300	430	–	–	–	–
Pressure dew point ⁷⁾	°C	Upon request	Upon request	5			
Number of cylinders		2					
Receiver volume	l	2x40		270			
Motor power 380-480/3/50-60	kW	3.1	4.2	–	–	–	–
Motor power 400/3/50	kW	3.1	4.2	7.5	–	7.5	–
Motor power 60Hz	kW	3.1	4.2	–	7.7	–	7.7
Dimensions (W x D x H)	mm	843 x 1142 x 1382	843 x 1142 x 1382	1730 x 820 x 1640			
Mass	kg	≈ 250	260	375	550	375	550
Sound level	dB(A)	65	66	66	68	66	68
Permissible ambient temperature	°C	3-45					

AIRCENTER

Model		SX				SM				SK			
		3	4	6	8	10	13	13 SFC	16	22	22 SFC	25	25 SFC
Working pressure	bar	7.5	7.5	7.5	7.5	7.5	7.5	7.5	7.5	7.5	7.5	7.5	7.5
Max. gauge pressure	bar	8	8	8	8	8	8	8	8	8	8	8	8
Max. duty cycle	%	100	100	100	100	100	100	100	100	100	100	100	100
Max. flow rate at working pressure	l/min	340	450	600	800	940	1320	390 - 1400	1620	2000	620 - 1980	2500	810 - 2550
Receiver capacity	l	200				270				350			
Pressure dew point ⁷⁾	°C	+3	+3	+3	+3	+3	+3	+3	+3	+3	+3	+3	+3
Motor power 400V, 3 Ph	kW	2.2	3	4	5.5	5.5	7.5	7.5	9	11	11	15	15
Power use – refrigeration dryer	kW	0.2	0.2	0.2	0.2	0.33	0.33	0.33	0.33	0.41	0.41	0.41	0.41
Dimensions W x D x H	mm	590 x 1090 x 1560				630 x 1220 x 1720				750 x 1335 x 1880			
Mass	kg	285	285	290	300	420	440	450	440	579	596	587	604
Sound level	dB(A)	59	60	61	64	62	65	62	66	66	67	67	68
Permissible ambient temperature	°C	3 - 45	3 - 45	3 - 45	3 - 45	3 - 45	3 - 45	3 - 45	3 - 45	3 - 45	3 - 45	3 - 45	3 - 45

⁷⁾ Installed power

⁷⁾ At ambient temperature 20 °C, 30 % relative humidity

The world is our home

As one of the world's largest compressed air system providers and compressor manufacturers, KAESER KOMPRESSOREN is represented throughout the world by a comprehensive network of branches, subsidiary companies and authorised partners in over 100 countries.

With innovative products and services, KAESER KOMPRESSOREN's experienced consultants and engineers help customers to enhance their competitive edge by working in close partnership to develop progressive system concepts that continuously push the boundaries of performance and compressed air efficiency.

Moreover, the decades of knowledge and expertise from this industry-leading system provider are made available to each and every customer via the KAESER group's global computer network.

These advantages, coupled with KAESER's worldwide service organisation, ensure that every product operates at the peak of its performance at all times and provides maximum availability.



KAESER KOMPRESSOREN SE

P.O. Box 2143 – 96410 Coburg – GERMANY – Tel +49 9561 640-0 – Fax +49 9561 640-130
e-mail: productinfo@kaeser.com – www.kaeser.com